



Link-e

ONE STEP TO THE FUTURE

REMOTE CONTROL
BY ELENTEK




elentek[®]
One Step Forward

connectivity

FULL CONTROL

WHEREVER YOU ARE



EASY

Easily install it and control your panel/pump system through a simplified **USER-FRIENDLY INTERFACE**

FAST

Set up your hydraulic system in no time and receive **REAL-TIME NOTIFICATIONS** on malfunctions or operational anomalies, helping you prevent costly failures

SECURE

Support for advanced encryption and user authentication to ensure a **SECURE CONNECTION**, essential for sensitive industrial and commercial environments.

link-e

Always connected, always one step ahead!

Link-e is a data acquisition and remote control device designed for easy integration into all Elentek PRO series panels.

Take your hydraulic system control a step further: discover our innovative remote monitoring system.

Real-time monitoring, remote management, and optimal performance come together to offer you a smart, reliable, and easy-to-use solution. Whether you're in the office, traveling, or at home, you will always have full control, improving efficiency, reducing costs, and ensuring flawless management of your systems.

With our system, you not only gain advanced monitoring but also the peace of mind of knowing that your system is always under control, ensuring operational continuity and high performance in any situation.

features

SIMPLIFY THE MANAGEMENT OF YOUR SYSTEM

Automatic and manual
start/stop



Pressure and
Consumption Monitoring



Receive notifications in
case of faults or anomalies



Work cycle
scheduling



Multi-user
management



History for performance
analysis




CLOUD-BASED REMOTE CONTROL KIT

With Link-e by **Elentek**, you can monitor the status of the electrical panel, perform operations, and **receive information with a simple click**, no matter where you are. Thanks to fast configuration and an intuitive interface, your panel is always at your fingertips!

The system is based on an intelligent gateway, consisting of a box, gateway, and router, tailored to your needs to ensure a reliable and secure connection between the electrical panel and the user. Link-e collects the system's operational data (pump status, pressure, consumption, and alarms) and sends it to the gateway, which processes and transmits the data, ensuring cloud connectivity via Wi-Fi, Ethernet cable, or a dedicated SIM card, enabling continuous monitoring even in areas without a stable connection.

Access is available via a web browser, requiring no additional software and is compatible with PCs, tablets, and smartphones.



The clear and intuitive interface includes dashboards that display essential parameters in real time. With just a few clicks, you can activate/deactivate the pump in automatic or manual mode, schedule customized cycles, monitor pressure and consumption, and receive instant notifications in case of anomalies.

One of Link-e's key strengths is its advanced alarm and event history management, allowing you to track malfunctions and take prompt action. The system also supports multi-user management, assigning different access levels to technicians and operators for secure and controlled usage.

Thanks to its reliable and user-friendly infrastructure, Link-e is the ideal solution for remotely monitoring and managing your system with ease, reducing response times and optimizing pump performance.

benefits

WHY CHOOSE LINK-E

REAL-TIME monitoring
and control




Easy to install in any PRO series
electrical panel

Compatible with Ethernet,
Wi-Fi, and SIM for maximum flexibility



Reduced response times and
operating costs



a giant leap
towards the future

linking

HOW TO ENABLE LINK-E TO THE PORTAL

To use the remote connection, it is essential to register on the LINK-E web portal. Once registered, you can configure and monitor your device in just a few simple steps.

1

Register

Create your profile on iot.stream

2

Link your product to your profile

Check the label on the back of your Link-e and enter the serial number (S/N) in your personal page.

Safety first

Your email and password are securely stored on our servers



The screenshot shows the 'Link-e control center' registration page. It features a 'Registration' section with the following fields: 'Company Name*' (with a sub-field 'Company Name'), 'VAT number' (with a sub-field 'VAT number'), 'Email*' (with a sub-field 'Email'), 'Password*' (with a sub-field 'Password'), 'Confirm Password!*' (with a sub-field 'Confirm Password'), and 'Serial Number*' (with a sub-field 'Serial Number'). A blue 'Register' button and a blue 'Log in' link are at the bottom.

ELENTEK SRL	
MODEL:	
In:	V~:
IP:	S/N:

Icons: ⚡, ⚠, CE, MADE IN ITALY

You can find the Serial Number (S/N) on the back of your Link-e

the portal

HOW TO MANAGE YOUR PANEL REMOTELY

The **IOT portal** provides an intuitive interface for managing and monitoring your hydraulic pumps remotely. With interactive graphs and advanced control tools, you can optimize system operation and maintenance.



Readable interface

Intuitive and multi-device interface.



Simple buttons and controls


With a simple and clean interface, you won't get lost in the data, ensuring fast and optimal management of your hydraulic system.

the subscription

FOR CONNECTION AND CONTINUOUS SUPPORT

Do you want full control wherever you are, even without a Wi-Fi network?

Purchase Link-e and subscribe to the annual plan. You'll get secure access and never be caught off guard.





SUBSCRIPTION

Contact us to discover
the current offers

FOR ONLY 49,00 EURO PER YEAR

MODELS

link-e

			Box	W	
Code	Model	Voltage	Material	Kg.	€
11830	LINK-E Box	1~230 V	ABS	1.5	659,00
98400	LINK-E Gateway	12~28 V	ABS	0.5	599,00
98401	LINK-E Router	1~230 V	ABS	0.5	399,00
98402	LINK-E Annual subscription	-	-	-	49,00

MAIN FEATURES

MAIN FUNCTIONS

- Data acquisition via Modbus protocol
- Remote monitoring and control of panel fleets
- Command sending for parameter adjustments
- AGR functionality for remote Gateway updates
- Remote firmware update for panels
- Guaranteed communication security

TECHNICAL FEATURES

- Integrated IoT module
- Power supply: 11-28 VDC
- DIN rail mounting (1.5 slots)
- Wi-Fi and Ethernet connectivity
- RS485 interface (master or slave)
- RGB status LED
- Reset and configuration button
- Integration with cloud platform
- Operating temperature: -5°C to +40°C



- LINK-E Gateway:** Remote control module with **Wi-Fi** and/or **Ethernet** cable connection
- LINK-E Router:** Module for connecting LINK-E Gateway via **GSM** network (SIM card not included)
- LINK-E BOX:** **LINK-E Gateway** in IP55 plastic enclosure for external panel installation (optional router)

WARNING: Not all panel models can accommodate the LINK-E Gateway/Router modules inside the enclosure. In such cases, the LINK-E BOX will be required. Please contact our technical-sales office for more information.

faq

FREQUENTLY ASKED QUESTIONS

What do I need to install LINK-E?

A compatible electrical panel and an Ethernet, Wi-Fi connection, or an enabled SIM card. If your panel cannot house the module internally, you will need to purchase the LINK-E Box for external installation.

How can I check if my panel is compatible?


Check the compatibility guide on our website or contact our technical-sales office.

What happens if the Wi-Fi network is unavailable?

If you also have the LINK-E Router module, the connection is ensured via the SIM card.

What additional costs should I consider?

An annual subscription is required at the affordable price of 49.00 euro. If your panel cannot be connected via Ethernet/Wi-Fi, you will need to purchase a data SIM separately.





made in Italy

Elentek srl

Via Chiusa 1, 35020
Sant'Angelo di Piove di Sacco (PD)
ITALY

Tel. +39 049 9730367
info@elentek.com

www.elentek.com